

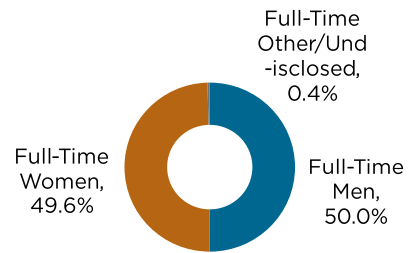
Legal Education at a Glance: 2024

Law School Faculty Demographics^{vii}

Total Faculty: 27,934

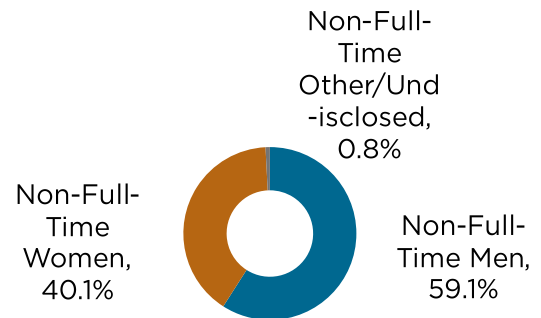
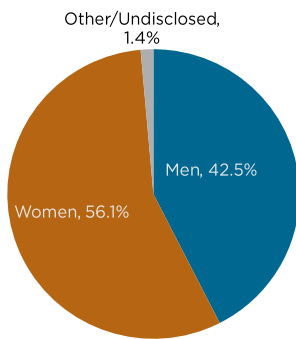


Full-Time & Non-Full-Time Faculty by Gender



Law School Enrollment

Total J.D. Enrollment: 115,399^{viii}
 Total First-Year Enrollment: 40,650^{ix}
 Total Non-J.D. Enrollment: 23,583^x
 Total Law School Enrollment: 138,993^{xi}



Full-Time & Non-Full-Time Faculty by Race/Ethnicity



24.4% of full-time faculty are faculty of color.

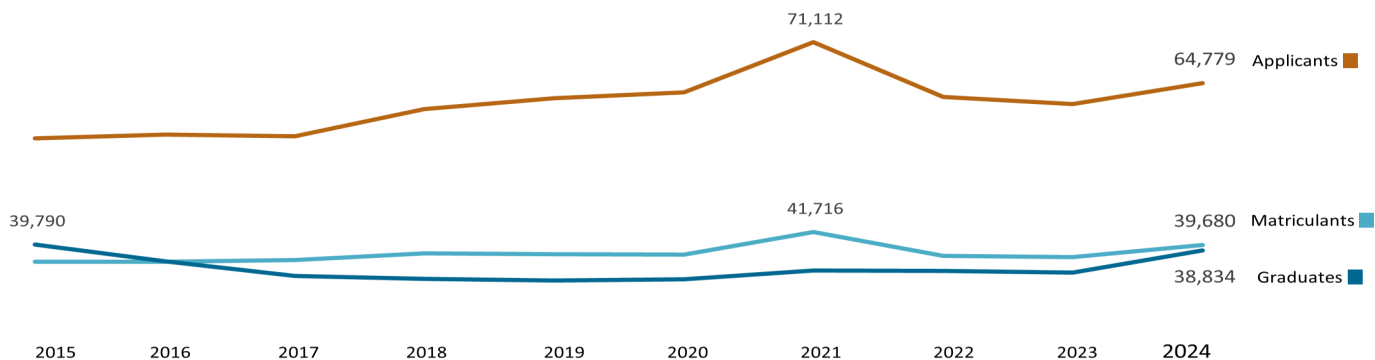


19.8% of non-full-time faculty are faculty of color.

ABA Accredited Law Schools, by Institutional Governance: 2020—2024ⁱⁱⁱ

Institutional Governance	2020	2021	2022	2023	2024
Public	87	88	88	87	88
Private-Not-For-Profit	106	106	106	107	106
Private-For-Profit	4	2	2	2	2
Total	197	196	196	196	196

JD Applicants^v, Matriculants^{vi} to & Graduates^{iv} from ABA Approved Law Schools, 2015—2024



i Source: ABA Required Disclosures, "The Basics/Academic Calendar," 2020-2024 reports. <http://www.abarequireddisclosures.org/>. 2024 & 2023 reports accessed 12.28.24. 2022 report accessed 12.28.22. 2021 report accessed 1.19.22. 2020 report accessed 1.23.21.

ii Source: AALS membership records.

iii Source: ABA Required Disclosures, "The Basics/Academic Calendar," 2020-2024 reports. <http://www.abarequireddisclosures.org/>. 2024 report accessed 12.27.24. 2023 report accessed 12.27.24. 2022 report accessed 12.27.22. 2021 report accessed 12.27.24. 2020 report accessed 12.27.24. The ABA does not report for-profit status; for-profit information from NCES College Navigator.

iv Source: ABA Required Disclosures, "JD Enrollment and Ethnicity," 2020-2024 reports. <http://www.abarequireddisclosures.org/>. 2024 report accessed 12.30.24. 2023 report accessed 12.30.2024. 2022 report accessed 12.30.2024. 2021 report accessed 12.30.24. 2020 report accessed 12.30.24.

v Source (Applicants): 2015-2017 data: LSAC. (2018, September 6). Admission Trends: ABA Applicants, Admitted Applicants & Applications. Accessed 9.26.2018 from <https://www.lsac.org/data-research/data/admission-trends-aba-applicants-admitted-applicants-applications> and <https://www.lsac.org/lsacresources/data/aba-eoy>

2018-2020 data: LSAC. YTD ABA 2019 Applicant and Application Counts. Accessed 10.9.19 from <https://report.lsac.org/VolumeSummaryOriginalFormat.aspx> .

2021-2024 Data: LSAC. Admission Trends: ABA Applicants, Admitted Applicants & Applications.

<https://report.lsac.org/View.aspx?>

Report=AdmissionTrendsApplicantsAdmitApps. Accessed 12.28.24, 12.28.24, and 12.28.24.

Notes from LSAC: Academic Year 2018-2019 includes data received through August 9, 2018 and Academic Year 2019-2020 includes data received through August 8, 2019. 2020 data: YTD ABA 2020 Applicant and Application Counts, received via email 10.16.2020.

2023 Data: "2023 First Year Class" <http://www.abarequireddisclosures.org/>. Accessed 12.28.2024

2024 Data: "2024 First Year Class" <http://www.abarequireddisclosures.org/>. Accessed 12.28.2024

vii Source: ABA Required Disclosures, "2024 Faculty Resources" <http://www.abarequireddisclosures.org/>. Accessed 12.28.24.

viii Source: ABA Required Disclosures, "2024 JD Enrollment and Ethnicity" <http://www.abarequireddisclosures.org/>. Accessed 12.28.24. "Other" includes ABA categories Prefer Not to Report and Another Gender Identity.

ix Source: ABA Section of Legal Education and Admissions to the Bar, "2024 Standard 509 Information Report Data Overview" (posted 12/16/2024). https://www.americanbar.org/content/dam/aba/administrative/legal_education_and_admissions_to_the_bar/statistics/2023/2023-aba-standard-509-data-overview-final.pdf Accessed 12.19.24.

x ABA Section of Legal Education and Admissions to the Bar, "2024 Standard 509 Information Report Data Overview" (posted 12/16/2024). https://www.americanbar.org/content/dam/aba/administrative/legal_education_and_admissions_to_the_bar/statistics/2023/2023-aba-standard-509-data-overview-final.pdf Accessed 12.28.24.

xi ABA Section of Legal Education and Admissions to the Bar, "2024 Standard 509 Information Report Data Overview" (posted 12/16/2024). https://www.americanbar.org/content/dam/aba/administrative/legal_education_and_admissions_to_the_bar/statistics/2023/2023-aba-standard-509-data-overview-final.pdf Accessed 12.28.24